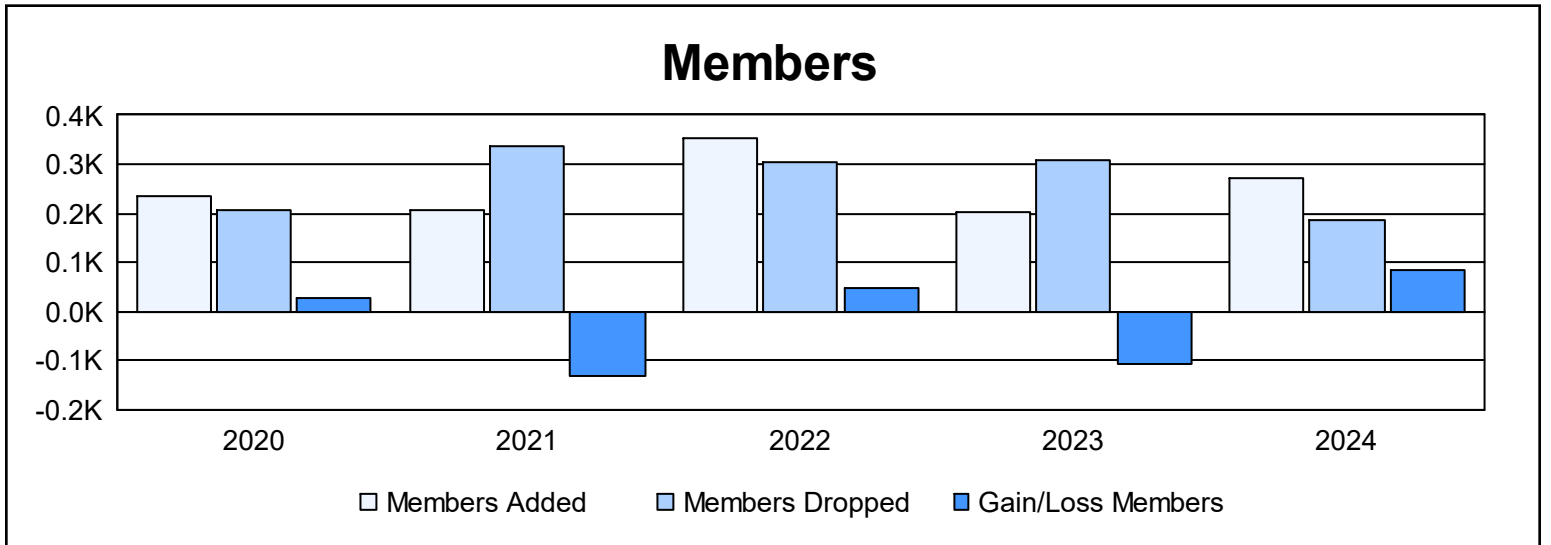
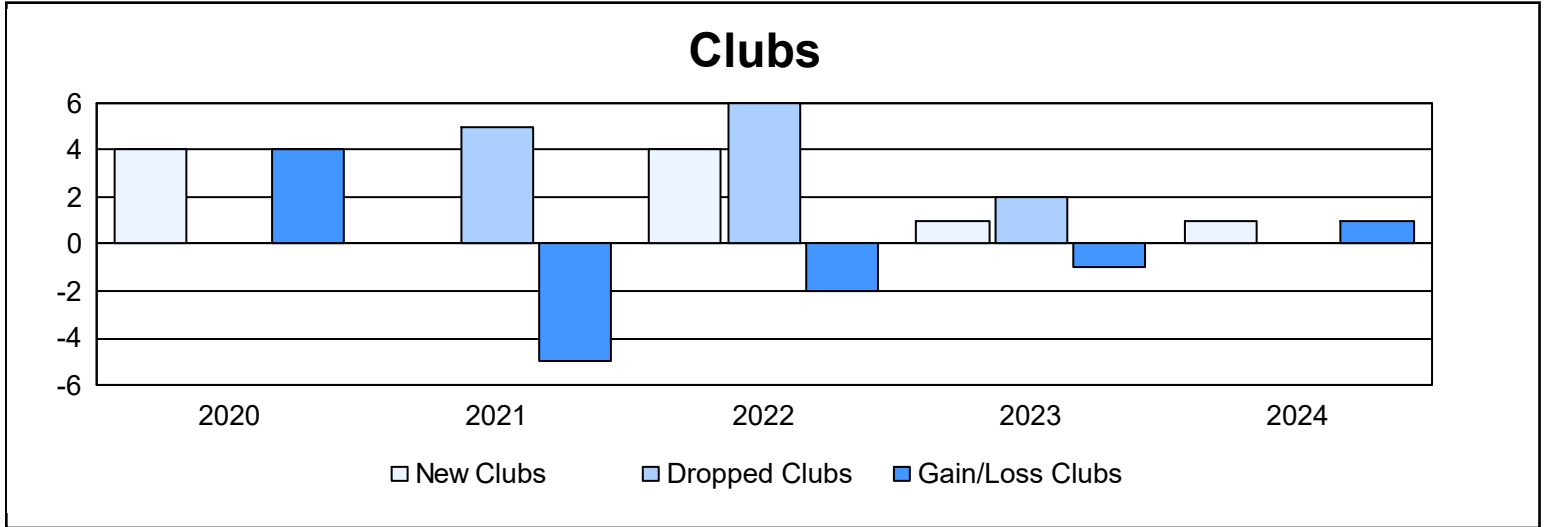
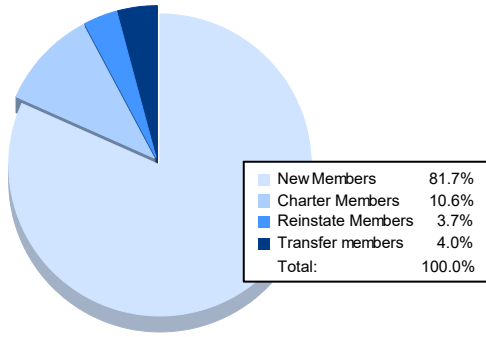


Year	New Clubs	Dropped Clubs	Gain/ Loss Clubs	New Members	Charter Members	Reinstate Members	Transfer Members	Total Member Added	Total Members Dropped	Gain/ Loss Members
2019-2020	4	0	4	107	94	12	21	234	208	26
2020-2021	0	5	-5	133	13	60	2	208	338	-130
2021-2022	4	6	-2	168	133	40	10	351	305	46
2022-2023	1	2	-1	149	44	4	5	202	310	-108
2023-2024	1	0	1	223	29	10	11	273	187	86
<b>Average</b>	<b>2</b>	<b>3</b>	<b>-1</b>	<b>156</b>	<b>63</b>	<b>25</b>	<b>10</b>	<b>254</b>	<b>270</b>	<b>-16</b>



### Membership Composition June 2024 Cumulative



### Gender Composition June 2024 Cumulative

